

MF 5M

95–145 HP

AFFORDABLE EFFICIENCY



reddot winner 2025



MASSEY FERGUSON

BORN TO **FARM**

MF 5M

SETTING A NEW STANDARD FOR AFFORDABLE EFFICIENCY

Massey Ferguson takes pride in developing innovative and practical machines to meet the continuing challenges facing farmers.


The new MF 5M Series builds on this renowned legacy, delivering high performance and efficiency, while retaining the fundamental values of robust, easy operation, dependability and low cost of ownership.

With their strong design and new styling, including the grey sabre and diamond grey cab, these new tractors provide you with a choice of power outputs from 95 hp to 145 hp and are versatile workhorses, as well as making an efficient loader partner. They have the power and features to also excel in the field with factory-fitted functions and Smart Farming solutions available, easing the workload on operators while increasing performance.



THE POWER TO TACKLE ANY TASK

12



THE EFFICIENT LOADER PARTNER

24



06

YOUR WELCOMING WORKPLACE

- Your MF 5M at a glance 4
- Your welcoming workplace 6
- More power to tackle any task 8
- Proven Dyna-4 transmission 10
- Power any implement for any application 12
- Simple and efficient hydraulic system 14
- Operate your loader the Massey Ferguson way 16
- Made to maximise uptime 18
- Ready for Smart Farming 20
- Parts & service 24
- Options & specifications 28

14

PROVEN TRANSMISSION



22

HYDRAULIC SYSTEM



YOUR MF 5M AT A GLANCE

WITH THIS NEW AND STRAIGHTFORWARD RANGE, MASSEY FERGUSON OFFERS A HIGHLY CAPABLE, HEAVY-DUTY TRACTOR THAT DELIVERS AFFORDABLE EFFICIENCY FOR EVERY TYPE OF FARMER.

The MF 5M Series - which includes six tractors from 95 hp up to the new, top 145 hp model - is equipped with a level of comfort operators expect, plus a four-cylinder engine and the well-proven Dyna-4 transmission along with Brake-to-Neutral, as an option.

The new electronic architecture offers ISOBUS connectivity, MF Guide and a wide range of other Smart Farming options, while still retaining the straightforward, robust design. These modern factory-fitted additions, typically found on larger, more complex tractors, further enhance the versatility, reduce the operator workload and increase field performance and efficiency.

WITH 6 MODELS TO CHOOSE FROM, THE MF 5M SERIES IS ALWAYS THE RIGHT CHOICE.

	MF 5M.95	MF 5M.105	MF 5M.115	MF 5M.125	MF 5M.135	MF 5M.145
Engine	AGCO Power – Stage V – All-in-One technology					
Engine capacity	4 cylinder, 4.4 litre					
Transmission	Dyna-4					
Max power @ 2,000 rpm (hp)	95	105	115	125	135	145
Max torque @ 1,500 rpm (Nm)	405	440	460	520	545	560

Options expand versatility

- ▶ Wide choice of factory-fitted loaders
- ▶ Optional Visio Roof for perfect high-level visibility
 - ▶ Choice of mechanical or electrical joystick
 - ▶ Tight, 4.65 m turning radius

Low operating costs

- ▶ 'All-in-One' Stage V SCR system cuts ownership costs and improves visibility
- ▶ Easy access for daily maintenance
- ▶ MF Care repair and maintenance contract schemes



Comfortable and ergonomic workplace

- ▶ Spacious cab that delivers comfort and visibility, with an optional air conditioning system increasing air flow and distribution around the operator
- ▶ The 1.3 m wide operator environment has a completely flat floor and car-style pedals. A large glass area and compact 'All-in-One' SCR system, provides optimum visibility
- ▶ Comfort is further improved thanks to an optional new cab suspension, for higher shock absorption
- ▶ New LED worklight options, in addition to the halogen lights, provide even more illumination for safe night work

Built for hard work

- ▶ The MF 5M Series is equipped with rugged rear axles. The robust three point linkage, with Electronic Linkage Control, offers an impressive maximum lift capacity of up to 5,200 kg, enabling them to handle demanding equipment

The key to efficient and effective operations

- ▶ Plenty of hydraulic flow and power is delivered by the straightforward open-centre, two gear pump system. One pump supplies 32 litres/min to the internal circuits, while the other delivers 58 litres/min to the up to 5,200 kg capacity electronically-controlled rear linkage
- ▶ An optional 100 litres/min combined flow system meets the highest hydraulic demands, such as for loader work

Dyna-4 transmission offers optimum control

- ▶ Proven for more than 20 years, Dyna-4 provides class-leading, clutch-free control of 16 forward and 16 reverse speeds with a 40 km/h Eco top speed
- ▶ Optional AutoDrive offers automatic shifting in Power and Eco modes, along with Brake-to-Neutral, which automatically disengages drive when the brake pedal is pressed

YOUR WELCOMING WORKPLACE

With its spacious ergonomic cab, the MF 5M Series offers the comfort and ease of use to make hard work a pleasure.

With its renewed design, the MF 5M provides the right level of control and automation with electro-hydraulic activation of the four-wheel drive and the diff-locks.

The cab suspension option further enhances comfort, greatly increasing operator well-being during long working days. The mechanical system uses two silent block bushes to support the cab at the front and spring-assisted shock absorbers on the rear corners.

The updated, optional air conditioning system, greatly increases air flow and distribution around the operator.

For even greater convenience, you can choose from a number of factory-fitted features, such as mechanical or electric joystick for loader operations.



1300 mm PILLAR TO PILLAR WIDTH
externally compact yet exceedingly roomy inside with wide access on both sides.



VISIBILITY
for optimum comfort and safety at work.



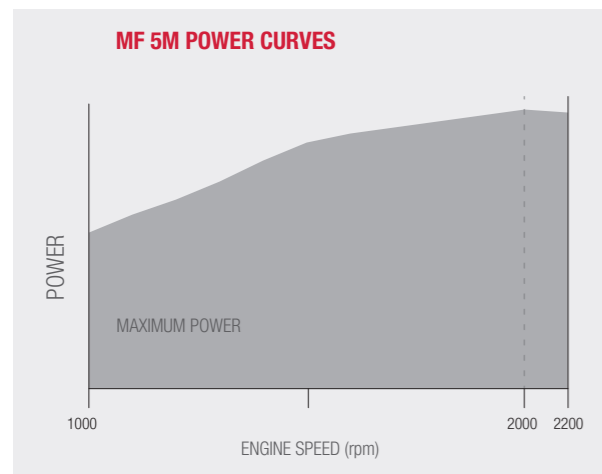
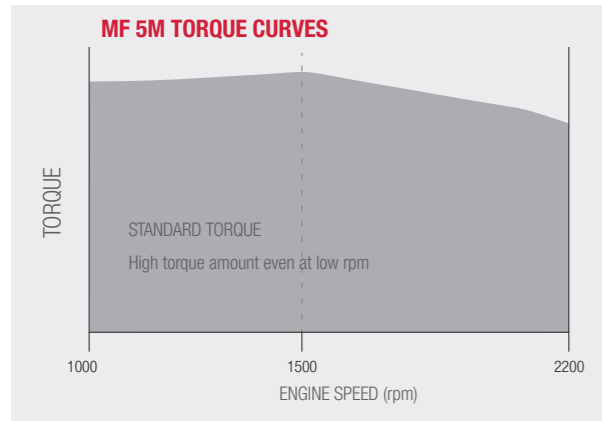
EFFICIENT ERGONOMICS
everything you need is exactly where you would expect it to be. All controls are at your fingertips, enabling precise and easy operations.

- 1 Easy shuttling**
The Power Control lever offers fingertip control direction changes.
- 2 The Advanced Dashboard** displays engine and PTO speeds, service intervals, fuel consumption, distance travelled, area worked, oil temperature and tractor hours, engine memorised speed and service information.
- 3 Unrivalled 360° visibility**
The large window ensures optimum efficiency and safety.
The compact 'All-in-One' SCR system offers the driver visibility for optimum comfort and safety at work.
- 4 Loader joystick**
Optional electronic multifunction joystick (transmission and hydraulics controls) or mechanical loader joystick.
- 5 All in the right place**
The right-hand pillar houses less frequently used switches that are still an integral part of the working day. Here you will find the work lights, the rear windscreen wiper, the ELC panel and the starter key.
- 6 Spool valves**
Up to three valves handle most operations.
- 7 Hand throttle**
- 8 Differential lock and 4 wheel drive switches**
- 9 Engine speed memory**
- 10 Gear-shift switch +/-**
- 11 Electronic linkage control**
- 12 Linkage depth control**



MORE POWER TO TACKLE ANY TASK

Renowned for its rugged reliability and fuel economy, the 4.4 litre AGCO Power four-cylinder engine is the heart of the MF 5M Series. Delivering 95 hp to 145 hp it meets the strictest Stage V emissions regulations thanks to its award-winning All-in-One system.




ADBLUE® TANK*

The AdBlue® tank -now made in our Beauvais Factory- can be filled with ease at the same time as refuelling.

COMMON RAIL FUEL SYSTEM

State of the art common rail fuel system offers optimised injection pressures even at low engine speeds.



FRUGAL ON FUEL LOW ON NOISE

The long stroke design of the engines powering the MF 5M Series tractors provides high levels of torque across a broad speed range. Maximum torque is achieved at low engine speeds of just 1,500 rpm across all models. This not only cuts fuel consumption, but also reduces noise and wear, which results in lower running costs and a more pleasant operator experience.



“ALL-IN-ONE” SCR TECHNOLOGY

The 'All-in-One' system only needs an occasional 'regeneration', which doesn't require separate diesel injection system or extra fuel. The driver is in total control of the process, choosing when to operate the system using a switch in the cab.

UNRIVALLED VISIBILITY

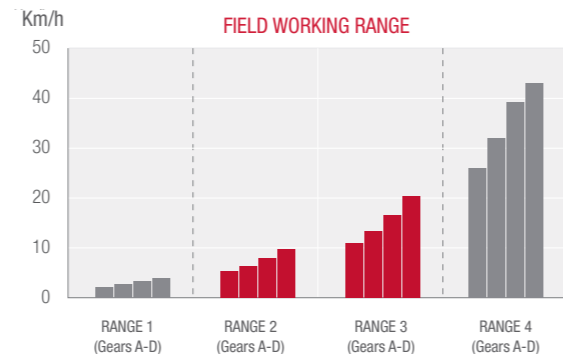
With the compact "All-in-One" system tucked neatly under the cab, it maintains the perfect all-round visibility for optimum work quality and safety.





PROVEN DYNA-4 TRANSMISSION

- ▶ Exceptional performance in the yard, field or on the road – 16 forward and 16 reverse speeds on one lever, all shifted without using the clutch. Speedmatching selects the best dynashift ratio when shifting range
- ▶ Ultimate ease of use with left-hand Power Control lever or T-Lever
- ▶ Convenient loader operation, with Comfort Control to set smooth or rapid shuttling
- ▶ Brake pedal puts transmission in neutral
- ▶ Eco-mode to drive at 40 km/h at 1,850 rpm
- ▶ Electric joystick is available as a factory-fitted option for more precision



The exclusive **Power Control** lever provides convenient three in-one, straightforward operation. Operators can shuttle between forward/reverse or select neutral, leaving the right hand free to operate the loader or implement hydraulics.



Simply move the **T-shaped transmission control lever** forwards or backwards to change up or down through the four Dynashift ratios. To change range, simply press the range selection button as you move the lever. Not available with electric joystick.



Smooth or quick shuttling – you choose by simply adjusting the **Comfort Control** to suit the job – slow and smooth or fast and efficient.



The MF 5M can also be specified with an **electric joystick**, ideally located on the seat armrest, for precise operation of a front loader or other specific equipment. It also controls external 3rd hydraulic service functions, travel direction shuttling, and the engine speed memory. You will greatly appreciate the extra precision for handling work, as well as the added convenience and comfort from the integrated joystick on the armrest.



AutoDrive (option) provides automatic shifting and operates in two modes:

- ▶ AutoDrive Power mode: Powershift changes at 2,050 rpm
- ▶ AutoDrive Eco mode: Powershift changes at 1,700 rpm



Close control in specialist low-speed tasks is assured with **additional creeper gears**, enabling forward speeds as low as 100 m/h to be achieved.



Brake to Neutral switch (option) simultaneously operates the clutch as soon as the brake pedal is pressed. This eases the load on the operator, while increasing efficiency and convenience and is particularly useful for loader operations.

POWER ANY IMPLEMENT FOR ANY APPLICATION

The key to efficient and effective operations is to select a tractor that can easily handle modern equipment and operate them at their full potential in a wide range of agricultural applications.



“To enhance productivity, you need to choose a reliable tractor; adaptable for all implements, ensuring optimal performance in various applications.”



SIMPLE AND EFFICIENT HYDRAULIC SYSTEM

A STRAIGHTFORWARD, OPEN-CENTRE HYDRAULIC SYSTEM is powered by two gear pumps. One provides 42 litres/min to all the internal services, while another delivers 58 litres/min to the electronically-controlled rear linkage, enabling it to lift up to 5,200 kg.

As an option, at the press of a button the MF 5M Series hydraulics can deliver 100 litres/min oil flow, making the higher flowrate available to provide extra speed and power for loader operations.



External fender controls, including PTO, makes it convenient for lifting/lowering of the rear linkage when attaching or detaching rear-mounted implements.



Up to **3** auxiliary spool valves
2 valves as standard, with a 3rd as an option.



Up to **5,200 KG**
Boasting an impressive lift capacity of 4,300 kg, on the MF 5M.95, MF 5M.105 and MF 5M.115 models, and 5,200 kg on the MF 5M.125, MF 5M.135 and MF 5M.145 models, the rear linkage handles heavy-mounted equipment with ease. The MF 5M series benefits from the industry-leading Electronic Linkage Control (ELC) system.



Up to **2,500 KG**
A front linkage option, available for MF 5M.95, MF 5M.105 and MF 5M.115 models enables you to combine implements to help increase productivity. Standard linkage suspension improves comfort and can be set to three different positions: fixed, float or transport.



3-SPEED PTO
The MF 5M series is equipped with a three-speed 540/540 Eco/1000 rpm PTO as standard. A 21-spline shaft is an option with the 1000 rpm PTO. Control is via a modern independent PTO (IPTO) clutch, which is engaged electro-hydraulically and 'eases' the engagement to protect the driveline by gradually taking up the drive. This well-proven control system combines utmost reliability with ease of use and is controlled simply using a three-position rocker-switch on the operator station.

RUGGED REAR AXLE



THE HEAVY DUTY, STRUCTURAL AXLE CASTING DESIGN CONTAINS INBOARD REDUCTION UNITS, which employ epicyclic gears for the final speed reduction. These amplify torque to ensure maximum engine power is transmitted to the ground for the utmost traction and performance.

All models are equipped with oil-immersed multi-disc brakes, mounted at the in-board side of the axle for the highest braking efficiency on the shafts.

OPERATE YOUR LOADER THE MASSEY FERGUSON WAY

The MF 5M Series offers ease of use and comfort, particularly for tasks requiring a front loader. Fully compatible from the factory with Massey Ferguson's MF FLX & MF FL Series loaders, the MF 5M Series benefits from a tight, 4.65 m turning radius and offers excellent manoeuvrability, plus a choice of mechanical or electronic joystick to meet your requirements. The Visio Roof option provides outstanding visibility for stacking bales or loading trailers, with sun-protected glass keeping operators cool and safe.



Model	NON SELF LEVELLING				SELF LEVELLING							
	FL.3720X	FL.3922X	FL.3723	FL.4125	FL.3717X	FL.3919X	FL.3819*	FL.3823*	FL.4018*	FL.4121*	FL.4220*	
Maximum lift height - measured at pivot pin	m	3.7	3.9	3.79	4.06	3.7	3.9	3.79	3.79	4.02	4.06	4.2
Maximum dump angle at maximum height	deg	49	46	58	56	49	46	58	58	54	57	54
Maximum rollback angle at ground level	deg	42	43	48	48	42	43	48	48	49	48	49
Lift capacity to maximum height - 800 mm pivot pin	kg	1,010	1,080	1,290	1,300	1,590	1,680	1,920	2,260	1,780	1,980	1,930
Lift capacity to 1,5 m height - 800 mm pivot pin	kg	1,520	1,670	1,720	1,870	1,710	1,890	1,940	2,280	1,820	2,100	2,020
Breakout force - 800 mm pivot pin	kg	1,770	1,960	1,850	2,070	1,850	2,080	1,990	2,320	1,910	2,290	2,160
Rollback force at ground level - 800mm from pivot pin	kg	2,300	2,760	3,420	3,420	2,280	2,740	3,360	3,360	3,400	3,370	3,420
Digging depth	mm	150	150	160	160	150	150	160	160	180	160	160

*Factory-fitted

THE EFFICIENT LOADER PARTNER



- ▶ Mechanical loader joystick option is designed specifically for use with these tractors
- ▶ Electronic multifunction joystick, available as an option, allows operators to control the loader function as well as the transmission forward, reverse and powershift at the same time without taking your hand off the steering wheel, for optimum accuracy, productivity and safety at work
- ▶ Comfort Control allows operators to set how it responds – slow and smooth – or fast and efficient
- ▶ For faster hydraulic connection, a quick coupling system is available as an option from the factory
- ▶ Brake to Neutral option allows operators to engage neutral whenever the brakes are depressed. Therefore, it enhances and eases loader operation as the operator needs to use only one pedal to brake and de-clutch at the same time
- ▶ Operators benefit from superb visibility thanks to the slim bonnet and dash profiles
- ▶ Optional Visio Roof improves the view of the load throughout the lifting range with Falling Object Protection (FOPS)
- ▶ All models are available with a factory-fitted loader subframe option for optimum performance
- ▶ A flexible range of factory-fitted loaders for a wide variety of applications
- ▶ High hydraulic flow: standard 58 litres/min and up to 100 litres/min combined flow option
- ▶ Excellent manoeuvrability including tight 4.65 m turning radius (until model MF 5M.115) and rapid response from engine and hydraulics
- ▶ Optimum and easy access to maintenance operation

MECHANICAL JOYSTICK

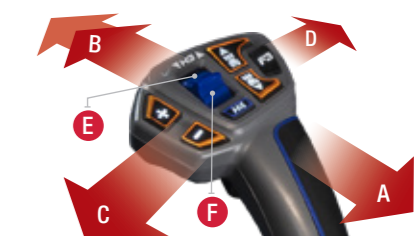
Joystick main functions:

- A. Lift
- B. Lower
- C. Fill
- D. Dump
- E/C/D. 3rd function
- F. Loader suspension

ELECTRONIC JOYSTICK

- A. Lift
- B. Lower
- C. Fill
- D. Dump
- E. 3rd function - close grab
- F. 3rd function - open grab

ELECTRONIC JOYSTICK



MECHANICAL JOYSTICK



MADE TO MAXIMISE UPTIME

ENHANCED TRACTOR OWNERSHIP EXPERIENCE & COMPLETE PEACE OF MIND



“ My business efficiency depends on uptime ”



MFcare

FIX YOUR COSTS AND GUARANTEE OPTIMUM PERFORMANCE FOR YOUR MF 5M WITH MF CARE.







MF Care service and extended warranty contracts are flexible to suit your payment and operating hours requirements. Regular servicing provides preventive maintenance – picking up any faults before they become a problem, which helps reduce downtime. A full dealer service history using genuine AGCO Parts will also increase the residual value of the machine.

- ▶ Support maximum residual value of your tractor
- ▶ Flexible terms and long-term price packages
- ▶ Available up to 12 months from registration
- ▶ Experienced MF technicians available for on or off-site servicing

	SILVER	GOLD
DETAILS	REGULAR MAINTENANCE CONTRACTS The Service Package includes all prescribed maintenance work on the basis of fixed prices.	EXTENDED WARRANTY Offers security against repair costs (except wear). Tariffs with or without excess available as an option.
MACHINE TYPE	All	All
	-	Benefit from lower prices when your machine** operates with MF Connect
REGULAR MAINTENANCE	✓	✓
REPAIR COST	-	✓
DEDUCTIBLE	-	Depends on market conditions

*The list price stated by AGCO refers solely to the extended warranty and doesn't include maintenance.
**Valid only for specific models and markets. – Not available

MASSEY FERGUSON OFFERS A COMPREHENSIVE AND EFFICIENT RANGE OF SERVICES

 6,000 hrs 5 years	 3,000 hrs 5 years	 50,000 bales 5 years	 6,000 hrs 5 years	 2,000 hrs 3 years ISOBUS compatible machines only	 25,000 bales 3 years
---	---	--	---	--	--



MF BY YOU

YOUR MF YOUR NEEDS

Massey Ferguson strives to deliver products and services that satisfy the needs of every customer. We also know that every farmer has different needs. This is why we have introduced MF By You, which offers a wide choice of factory-fitted equipment designed to enable tractor owners to increase productivity and comfort, boost performance and enhance operations.

tractor that fits their needs and wishes. All the modifications and additions are installed by specially trained engineers and the work carried out complies with statutory regulations and homologation requirements. They also conform to the same rigorous quality standards set by the factory and are covered by the same MF warranty.

The comprehensive range offers a range of additions such as: leather seat, rims, tyres and much more, ensuring farmers can create exactly the right

RTK ASSIST PRO TECHNOLOGY

Should you lose your signal to the terrain, MF Guide continues to work reliably and infinitely without a correction signal thanks to Trimble® RTK Assist PRO technology.



READY FOR SMART FARMING

One of the major innovations of the MF 5M series is its technology.

You can now benefit from the Massey Ferguson Technology package available as a factory-fitted option. These practical and more sustainable solutions are a powerful ally for modern farming, ensuring versatility, efficiency, and ease of use.

RTK Corrections

MFguide


MADE TO KEEP YOU ON TRACK

ACCURACY, PRODUCTIVITY, VERSATILITY, COMFORT
MF Guide is Massey Ferguson's full featured, hands-free steering system. MF Guide can deliver sub-metre, decimetre and centimetre accuracy, increasing the efficiency of your farming operations.

EASY, FAST SET-UP WITH GO MODE FUNCTION

You can start using MF Guide in just one minute, in three easy steps :

- 1) Install or select the stored tool
- 2) Define your wayline
- 3) Go!



With MF Guide, there are now two different receiver systems available: Trimble® and NovAtel®.



MFsection control

ENJOY ACCURACY, WORK BETTER

MF Section Control delivers optimum accuracy by avoiding overlaps and gaps, ensuring products are applied precisely and only onto the target.

Using GPS position information from MF Guide, MF Section Control precisely locates the machine and can automatically control up to 96 sections on ISOBUS compliant implements (TC-SC). Straightforward and easy to use with manual and auto modes, it automatically turns sections on and off to apply inputs with ultimate accuracy.

MFrate control

OPTIMISE APPLICATION RATES

MF Rate Control automatically varies the application rates applied by ISOBUS compatible implements in response to instructions from prescription maps. Working in conjunction with MF Section Control, it offers the possibility to control up to 5 different products through 3 booms simultaneously, to precisely applying the correct quantity of seeds, fertilisers or sprays according to instructions on the prescription map. This lowers input costs and enhances yields.



MFtask doc

RECORD & TRANSFER DATA REMOTELY AND EASILY

MF TaskDoc™ records data quickly and easily to create field records, make job reports and keep accurate records of inputs.

The MF TaskDoc™ system has a real place in the future of agriculture, helping farmers to become more productive through the knowledge brought by putting precision-measured data at the business owner's fingertips.



ISO BUS ULTIMATE IMPLEMENT INTERACTION

Fieldstar5 enables ISOBUS-compatible implements through the Universal Terminal (UT) and automatically manages up to 96 sections via the Task Controller (TC-SC). The latter automatically generates all the necessary georeferenced data (TC-GEO), managed through ISOXML and shape-file format (TC-BAS).



MFconnect

CONNECTED
**ANYTIME.
ANYWHERE.**

GREATER UP-TIME,
OPTIMISED MAINTENANCE
AND SMARTER SERVICES
WITH MF CONNECT

MF Connect is the central telemetry solution helping operators to manage their entire fleet of MF machines. With MF Connect, machine data is collected and evaluated, so farmers and contractors can monitor, analyse and optimise the condition and use of their machines, their efficiency and minimise downtime. Real time machine data can be retrieved anywhere, from the office, desktop, a tablet or a smartphone, thanks to the Mobile Data transmission..



OWNER, DEALER AND
MACHINE ARE 100%
CONNECTED!

PARTS & SERVICE

IT'S ALL ABOUT A LIFETIME OF SUPPORT

Buying, owning and maintaining farm machinery can be complex, so having absolute peace of mind that you have great back-up and support is a hugely important consideration. As a Massey Ferguson customer you are assured of personalised, responsive and friendly support from our network of expert dealers who truly understand your business.

There's no cut-off time for Parts and Service because a machine may be out of service. We're available to you throughout your ownership of your Massey Ferguson machine.

We take great pride and responsibility in every machine we sell and we make it our mission to keep your machinery running reliably, every time you turn the key.



THE MF 5M HAS BEEN DESIGNED TO PROVIDE FAST, STRAIGHTFORWARD, EASY AND COST-EFFECTIVE ROUTINE MAINTENANCE.

We have combined practicality with style to ensure daily maintenance is speedy, straightforward and simple, taking the stress out of maintaining your tractor, getting you to the field earlier for greater productivity and giving you some free time. With a Massey Ferguson MF 5M Series tractor, time spent in the yard preparing for the day ahead is kept to a minimum.

OPTIONS & ACCESSORIES

Make the MF 5M your own. Designed to tailor your Massey Ferguson machine to your needs, we offer a wide range of options and accessories, e.g. loaders, weights, extra spool valves or hydraulic flowrates.

Everything we offer has been scrutinised by our engineers from all perspectives – optimum compatibility with your machine, safety, durability and performance. You'll get expert service from your Massey Ferguson dealer who has all the necessary installation tools and knowledge at their fingertips.



Engine air filter is easy to access and clean.



Front axle and slim waist bonnet design make oil dipstick and filter access easy.



Easy access to remove the cab air filter for cleaning.



Cooling package is easily accessible to make cleaning faster and easier.



THE PERFECT FIT

PARTS AND SERVICE

FROM THE MOMENT YOU PURCHASE YOUR MASSEY FERGUSON MACHINE YOU ARE SUPPORTED BY THE EXPERTISE OF OUR **AFTERSALES TEAM.**

Always by your side to help maximise your profits and efficiency.

Supplying everything you need for your machine to perform at its best.



YOUR MACHINE EXPERTS

You can rely on your Massey Ferguson Dealer for servicing, maintenance and repairs. And trust their advice on the latest smart farming solutions, innovative accessories and replacement parts.

Your Massey Ferguson Dealer will supply you with all the farming essentials you need from lubricants and batteries to AdBlue®, and care kits.

With skilled technicians and expert staff, our dealers pride themselves on always delivering excellent customer service.



GENUINE PARTS, GENUINE VALUE

Premium quality parts with best-in-class availability, AGCO Genuine Parts offer excellent value. Engineered to be the perfect fit for your Massey Ferguson. Designed to safeguard your machine value and protect your uptime.

AGCO Parts are covered by a 12-month warranty, including labour when fitted by a Massey Ferguson Dealer.



AGCO FINANCE

YOUR PARTNER TO GROW YOUR BUSINESS.

As the financial services provider for Massey Ferguson, we help you obtain your MF equipment through our tailored finance solutions, enabling usage or ownership of the world's best agriculture equipment.

Full Reliability: 30+ years of agricultural industry experience around the globe.

Full convenience: Conveniently available through your local MF Dealer.

Full Partnership: We are with you along the way, through your entire business cycle.



MASSEY FERGUSON COLLECTION

NOW YOU CAN LOOK AS STYLISH AS YOUR MASSEY FERGUSON.

We have an exclusive range of high quality products to suit you, your farming activity, your family and your lifestyle.

To find out what we have available please login into our online Shop:

Shop.MasseyFerguson.Com

For the above support packages, country terms and conditions apply. Please note all packages may not be available in all markets.

Please check with your local MF Dealer/Distributor.

MAKE THE MF 5M YOUR OWN

	5M.95	5M.105	5M.115	5M.125	5M.135	5M.145
Engine						
AGCO POWER 4 cylinders, Turbo, Common rail	●	●	●	●	●	●
Memorised engine speed	●	●	●	●	●	●
Transmission						
Dyna-4 16x16	●	●	●	●	●	●
Powershuttle	●	●	●	●	●	●
Comfort Control	●	●	●	●	●	●
Power Control	●	●	●	●	●	●
AutoDrive & Brake to neutral	○	○	○	○	○	○
Creeper	○	○	○	○	○	○
Large cab flat floor (2 doors, easy access)	●	●	●	●	●	●
Suspended Large cab flat floor (2 doors, easy access)	○	○	○	○	○	○
Fenders extensions	○	○	○	○	○	○
Air conditioning	○	○	○	○	○	○
Visio roof for loader operations	○	○	○	○	○	○
Dual Adjustment Steering Column (Tilting & Telescopic)	●	●	●	●	●	●
Mechanical seat	●	●	●	●	●	●
Pneumatic seat	○	○	○	○	○	○
Passenger seat	○	○	○	○	○	○
Radio, MP3, Equaliser, Bluetooth®, USB, SD & Front Aux	○	○	○	○	○	○
Roof worklights (front & rear)	●	●	●	●	●	●
Additional handrails worklights	○	○	○	○	○	○
2 rear view mirrors	●	●	●	●	●	●
2 rear view telescopic mirrors	○	○	○	○	○	○
Advanced performance monitor	○	○	○	○	○	○
Toolbox	●	●	●	●	●	●

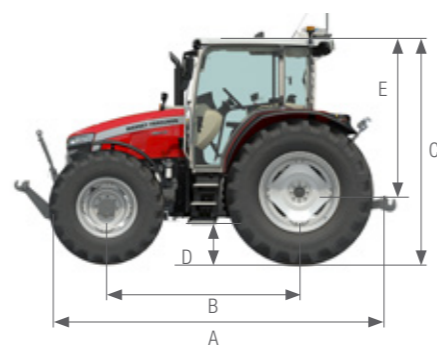
DIMENSIONS

(Tyres=420/85R30 & 320/85R24 width 1.7 m)

		MF 5M.95 MF 5M.105 MF 5M.115		MF 5M.125 MF 5M.135 MF 5M.145	
A	Overall length from front weight frame to rear linkage arms	mm	4,205	4,405	
B	Wheelbase	mm	2,430	2,620	
C	Height to top of roof (standard/Visio)	mm	2,685*	2,730**	
D	Maximum ground clearance† (remove 80mm for pick-up hitch)	mm	515	520	
E	Height to top of roof (standard/Visio) from rear axle	mm	1,949		
	Width (min / max)	mm	1,795–2,587	1,795–2,587	
	Turning circle - external diameter, less brakes	m	4.63	5.01	

*16.9 R 34 tyres ** 18.4 R 38 tyres †420/85R38 tyres

	5M.95	5M.105	5M.115	5M.125	5M.135	5M.145
Hydraulics						
Independent auxiliary pump 58 l/min	●	●	●	●	●	●
Dual-pump hydraulic system 100 l/min	○	○	○	○	○	○
2 Mechanical spool valves	●	●	●	●	●	●
3 Mechanical spool valves	○	○	○	○	○	○
Advanced linkage control (intermix / max height / quick soil engagement / shock absorber)	●	●	●	●	●	●
Linkage control on fenders, both sides	●	●	●	●	●	●
Front linkage	○	○	○	○	○	○
PTO						
Independent PTO	●	●	●	●	●	●
Electro hydraulic PTO clutch	●	●	●	●	●	●
In cab PTO speed selection	●	●	●	●	●	●
Front axle						
4WD	●	●	●	●	●	●
Electro hydraulic diff lock	●	●	●	●	●	●
Front fenders	○	○	○	○	○	○
Pivoting front fenders	○	○	○	○	○	○
Additional equipment						
Hydraulic trailer brake (dual line)	●	●	●	●	●	●
Pneumatic trailer brake (dual line)	○	○	○	○	○	○
Isolator switch	●	●	●	●	●	●
Mechanical loader joystick	○	○	○	○	○	○
Electronic loader joystick on armrest	○	○	○	○	○	○



KEY

- Standard specification
- Optional
- Not available

	5M.95	5M.105	5M.115	5M.125	5M.135	5M.145
Engine Performance						
Nominal hp (kW) power @ 2200 rpm	90 (68)	100 (75)	110 (82)	120 (90)	130 (97)	140 (105)
Max hp (kW) power @ 2000 rpm	95 (71)	105 (78)	115 (86)	125 (93)	135 (101)	145 (107)
Max torque @ 1500 rpm	405	440	460	520	545	560
Engine						
Type/Capacity/no. of Cylinders	AGCO POWER 4.4 Liters, 4 cylinders					
Technology	Electronic injection, Common rail, 4 valves per cylinder, DOC + SCR					
Transmission						
Type/ No. of gears	Semi Powershift 16x16					
Gears/ Ranges	4x4					
Shuttle	Power Shuttle (Power Control Lever & Comfort Control) + Brake to Neutral (optional)					
Min Speed @ 1400 rpm	km/h 1.30					
Optional creeper gears	32x32					
Min Speed @ 1400 rpm* with creeper	km/h 0.10					
Power Take-off						
Operation and control	Independent/Electro hydraulic control					
Standard PTO speeds	540/540Eco/1000					
Optional PTO speeds	540 / 1000					
PTO speed @ engine rpm	540 & 1000					
PTO speed @ engine rpm	540 Eco					
PTO shaft						
Standard	6 splines					
Optional	21 splines					
Hydraulics						
Max oil flow - Stage 1	litres/min 34 l/min supplying steering brakes, diff lock, PTO, 4WD					
Standard max oil flow - Stage 2	litres/min 58 l/min supplying spool valve and linkage					
Optional max oil flow - Stage 2	litres/min 58 l/min supplying rear linkage + 42 l/min supplying spool valve The two pumps can be combined to supply 100 l/min to spool valves (eg : Loader)					
Combined flow control	Manual					
Max pressure	Bar 200					
Standard spool valves / Optional spool valves	2 / 3					
Rear linkage						
Maximum lift capacity	kg 4,300					
Lower links	Hook ends (cat 2)			Hook ends (cat 3)		
Brakes						
Type	Hydraulic / Oil cooled					
Rear tyres						
Standard	420/85 R 34			420/85 R 38		
Optional	460/85R34 - 480/70 R34 - 540/65R34 340/85 R 38 - 420/85 R 38 480/70 R 38- 540/65 R 38			520/70 R 38 - 600/65 R 38 460/85R34 - 480/70 R34 - 540/65R34 340/85 R 38 - 420/85 R 38 480/70 R 38- 540/65 R 38		
Capacities						
Fuel tank capacity	litres 198					
AdBlue® tank capacity	litres 18					
Weight						
Min. weight / average weight / max. weight **	kg 4,225/4,500/5,450			4,475/4,750/5,700		

Every effort has been made to ensure that the information contained in this publication is as accurate and current as possible. However, inaccuracies, errors or omissions may occur and details of the specifications may be changed at any time without notice. Therefore, all specifications should be confirmed with your Massey Ferguson Dealer or Distributor prior to any purchase.

KEY

- ⊕ ISO TR14396
- * Manufacturer's testing
- ** Standard configuration with full fuel tanks, an operator - 75 kg and the smallest tyres

AFFORDABLE EFFICIENCY





www.MasseyFerguson.co.uk

www.facebook.com/masseyfergusonUK
[Twitter.com/MF_EAME](https://twitter.com/MF_EAME)
[Instagram.com/MasseyFergusonGlobal](https://www.instagram.com/MasseyFergusonGlobal)
www.YouTube.com/MasseyFergusonGlobal



MASSEY FERGUSON® is a worldwide brand of AGCO.
© AGCO SAS. 2024 | A-A-18152 | English



MASSEY FERGUSON

BORN TO FARM